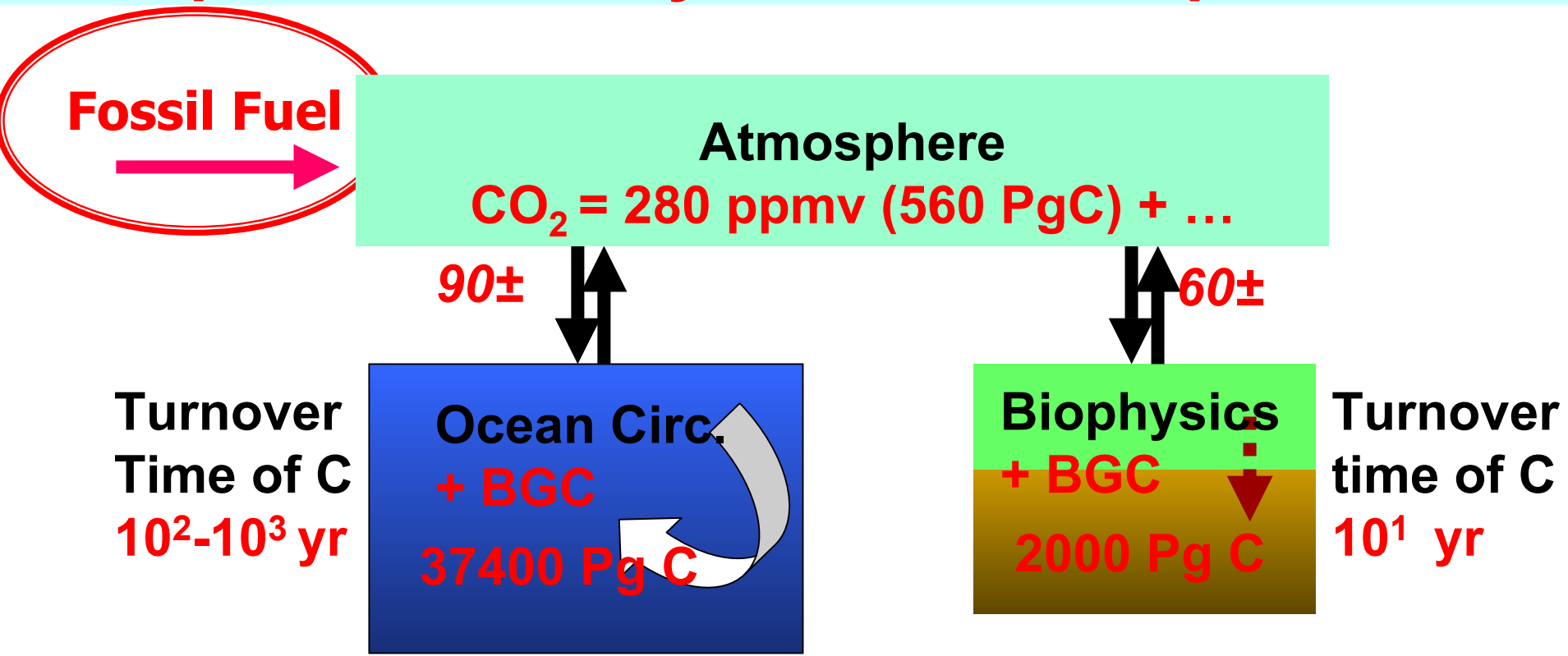


Challenges in Projecting Carbon-Climate Feedbacks in the 21st Century

Inez Fung

UC Berkeley

Coupled Carbon Cycle-Climate Experiments




- Specify emissions from FF combustion and landuse modification
 - 19th-20th century – historical emissions
 - 21st century – SRES A2 and A1B
- Prognostic CO₂ in atm
- Model Expts:
 - **Coupled**: radiatively active CO₂ = prognostic CO₂
 - **Uncoupled**: radiatively active CO₂ = 282 ppmv (control climate)

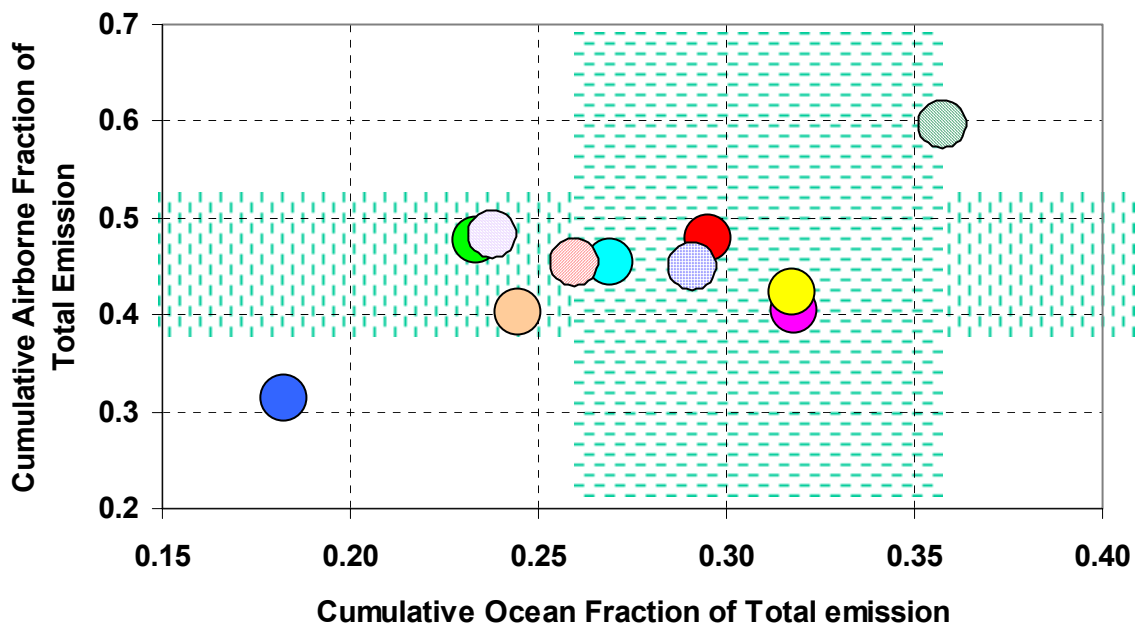
C4MIP: BYOModel

	Atm	Ocean	Land C	Ocn C
Hadley	HADCM3 2.5°×3.75°,L19	2.5°×3.75°, L20 flux-adjusted	MOSES/TRIFFID – DynVeg, stomates, GCM soil moisture, 1 soil pool	HadOCC: NPZD, DIC, TALK
IPSL- CM2	LMD5 64x50, L19	OPA, no flux-adj	LUE*APAR, 4 soil pool, 1 water bucket	OCMIP'
LLNL	PCM, 2.8°×2.8°, L18	POP 0.6 ° x0.6°, L40	DynVeg, IBIS- CENTURY	OCMIP'
NCAR- CSM1.4	CSM1, T31 L18	NCOM3.6x3	Stomates, 9 soil pools, LSM 6- layer water	OCMIP'+Fe patch
MPI	ECHAM	MPI-OM	JSBACH	HAMOCC5
FRCGC	CCSR/NIES/ FRCGC T42L20	COCO; No flux-adj, (0.5- 1.4)x1.4	Sim-CYCLE	NPZD
UVIC	1-layer Energy Balance	MOM-2.2	TRIFFID DynVeg, stomates, 1 soil bucket	DIC-abiotic
UMD	QTCM	Mixed layer- Qflux	VEGAS DynVeg, 3 soil pools	OCMIP-abiotic
CLIMBER	2.5D stat-dynam 10°x51°	X-avg,2.5° lat, 3 basins	LPJ	NPZD
Bern-CC	EBM 2.5°x3.75°	HILDA box- diffusion model	LPJ	perturbation

Global Carbon Budget, 1990's



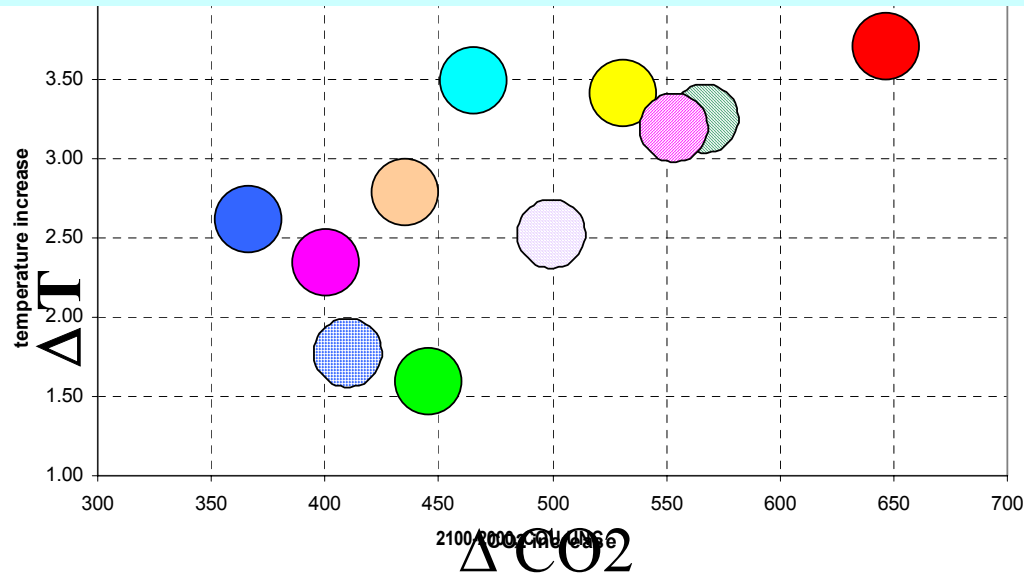
Apparent Airborne fraction =
 $\text{Atm incr} / \text{FF emission}$
 ~50-60%



6 models OK

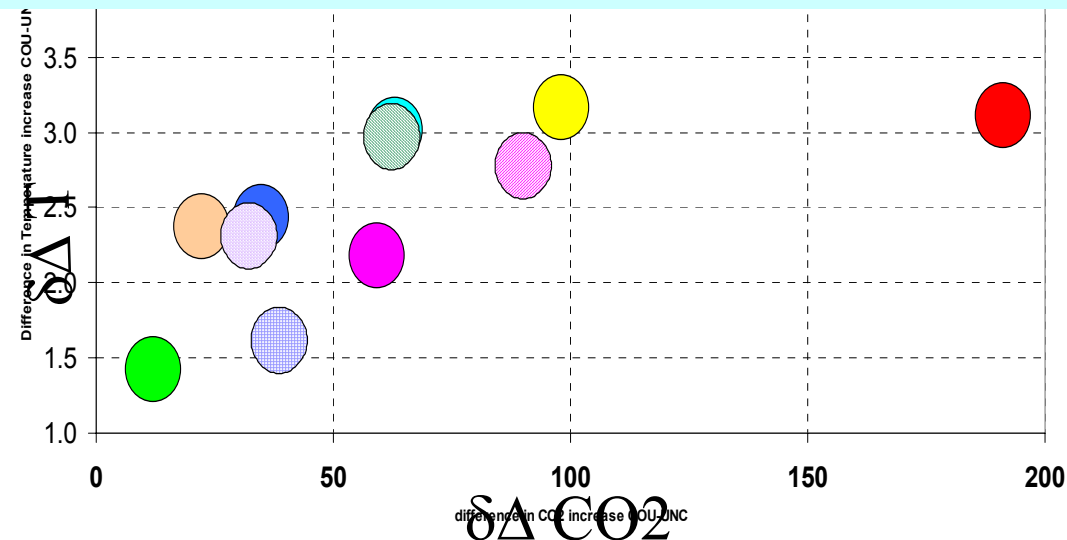
2091-2100 cou minus 1991-2000 cou:
 $\Delta\text{CO}_2 > 0$; $\Delta T > 0$

21stC – 20thC



At the end of the 21st C
 ΔCO_2 : 350-650 ppmv
Warming: 1.5- \rightarrow 3.5C

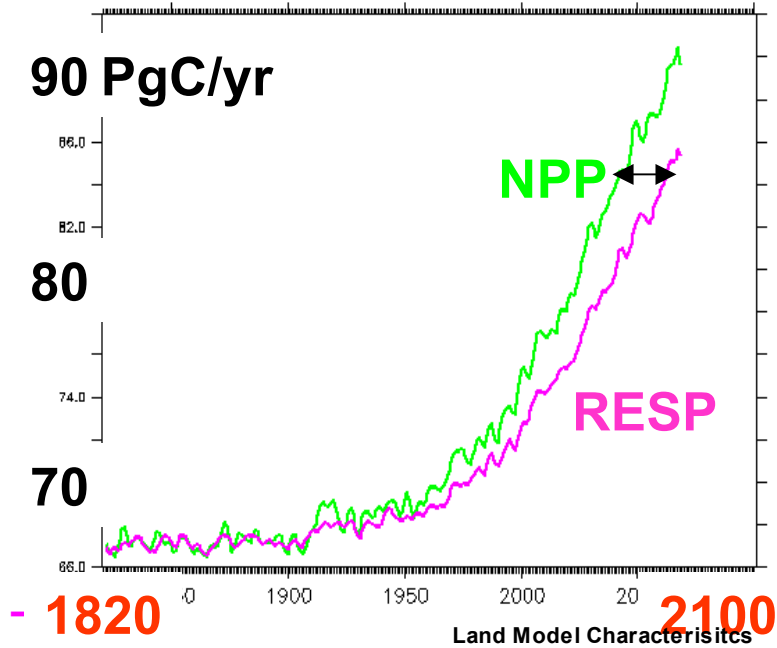
(2100s-2000s) cou minus (2100s-2000s) unc
 $\delta\Delta\text{CO}_2 > 0$; $\delta\Delta T > 0$



Carbon-climate
feedback

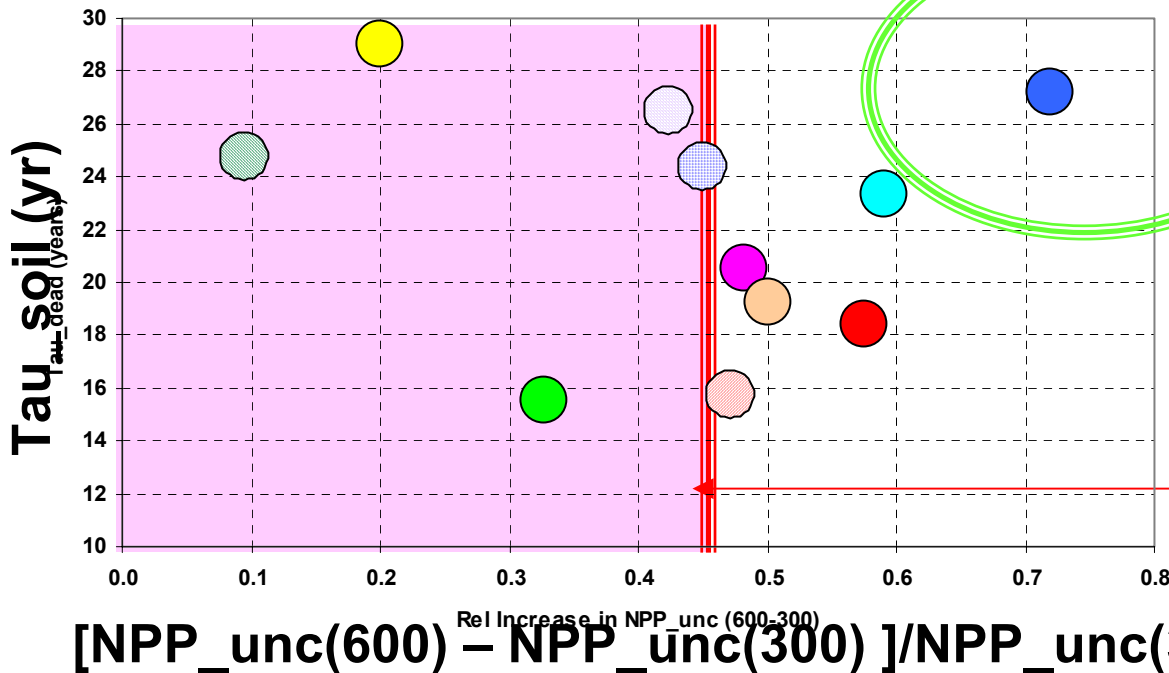
- Positive
- Magnitude not proportional to actual increase

Land Carbon Storage Capacity



Increases with

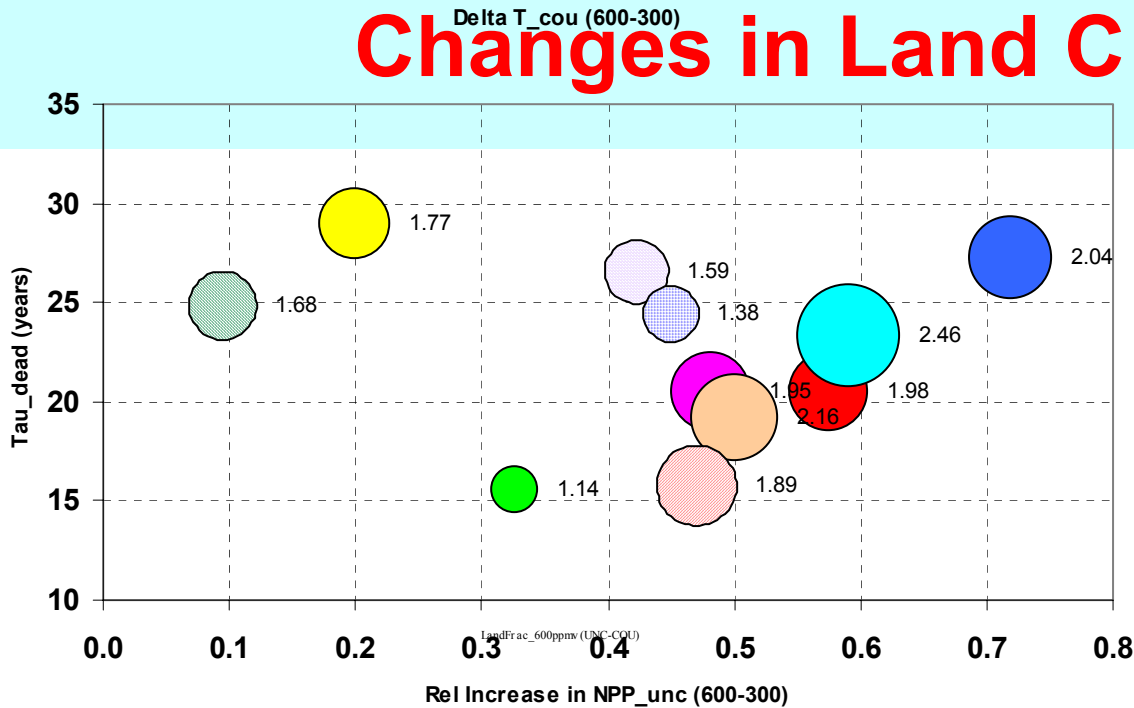
- Rapid NPP increase
- Longer lag between NPP and Respiration



- Characterize models with two parameters
- Focus on 300-600 ppmv before significant dyn veg changes

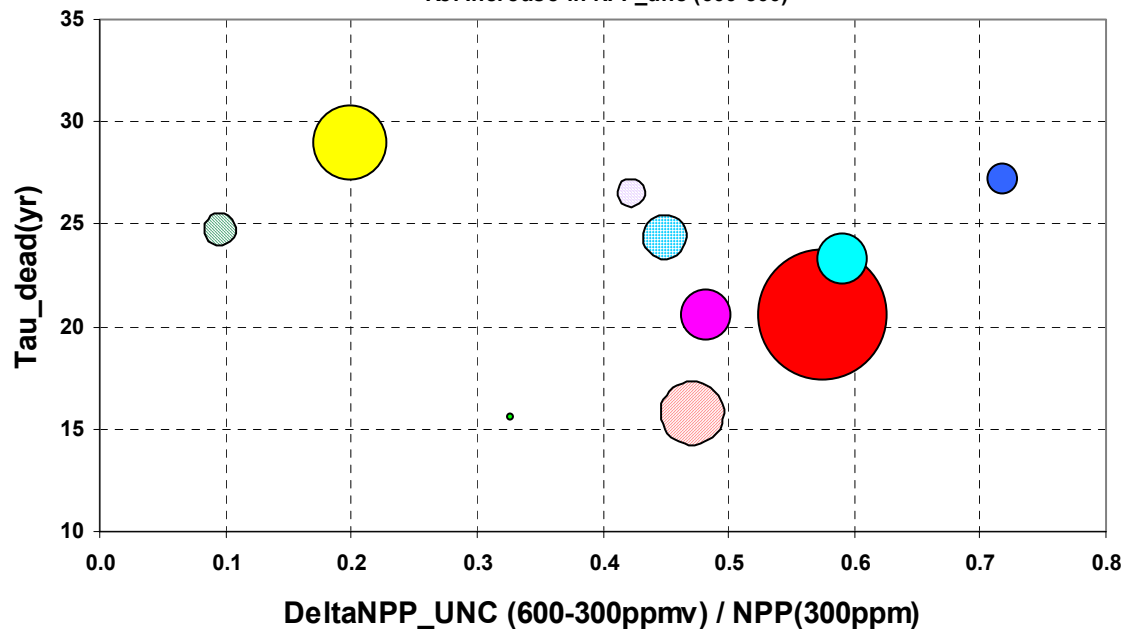
Norby et al (2005)
CO₂ step increase
375 → 550 ppmv
23% increase in NPP

Changes in Land C storage



Climate forcing of land C

Size of bubble: Climate sensitivity ΔT_{cou} (600-300ppmv)

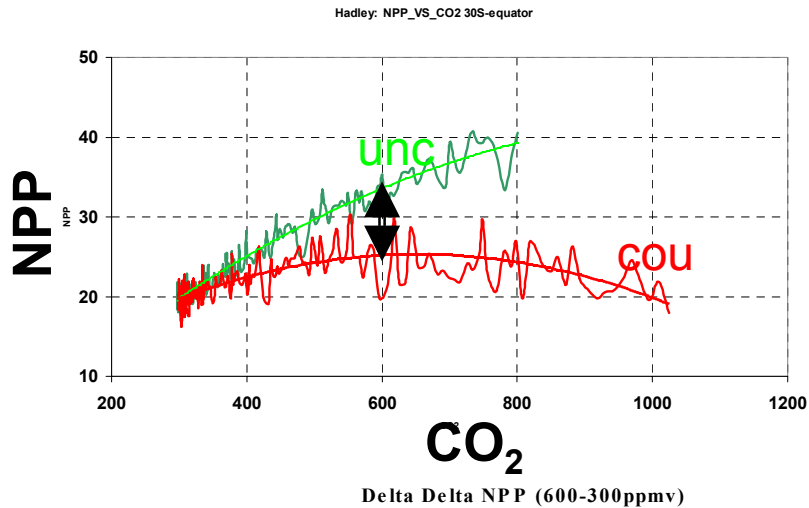


Carbon-Climate Feedback

Size of bubble: $\delta \Delta$ Land fraction of emission UNC(600-300)-COU(600-300) (decr in land frac from 300-600)

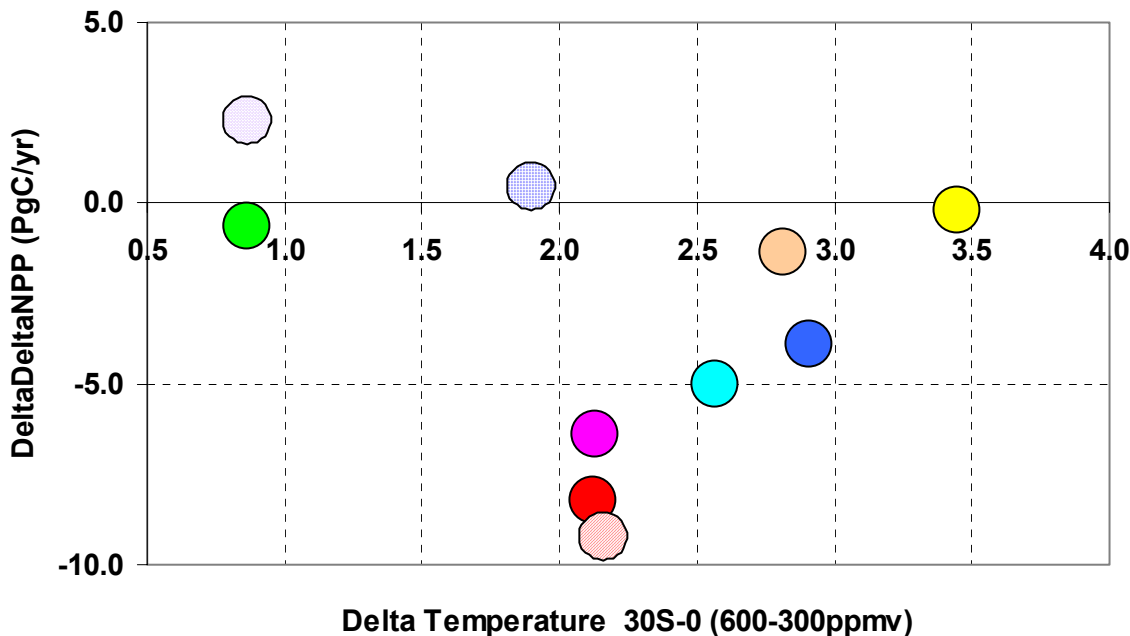
reduction in land storage due to climate feedback not proportional to sink capacity or to climate sensitivity of model

NPP in the tropics (30S-Equator)



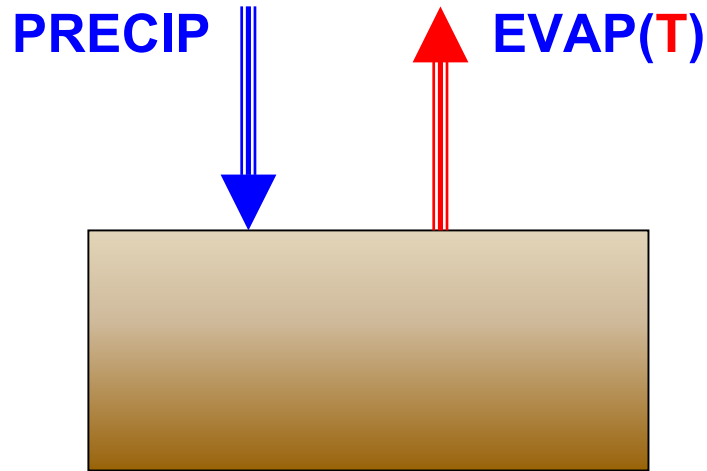
Carbon-climate feedbacks
→ NPP

- decreases in 6 models
- Little change in 3 models
- Increases in 2 models



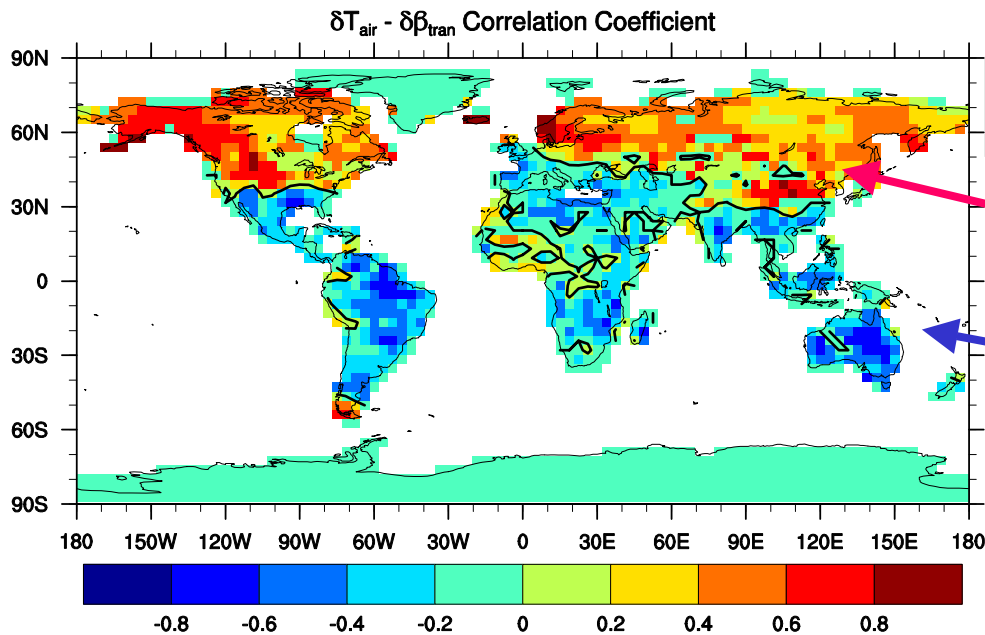
Climate feedback on NPP in the tropics shows no obvious relationship with ΔT

Hydrologic Cycle



With warming,
 $EVAP(T) > Precip$

Soil moisture decreases
even though precip
increasing

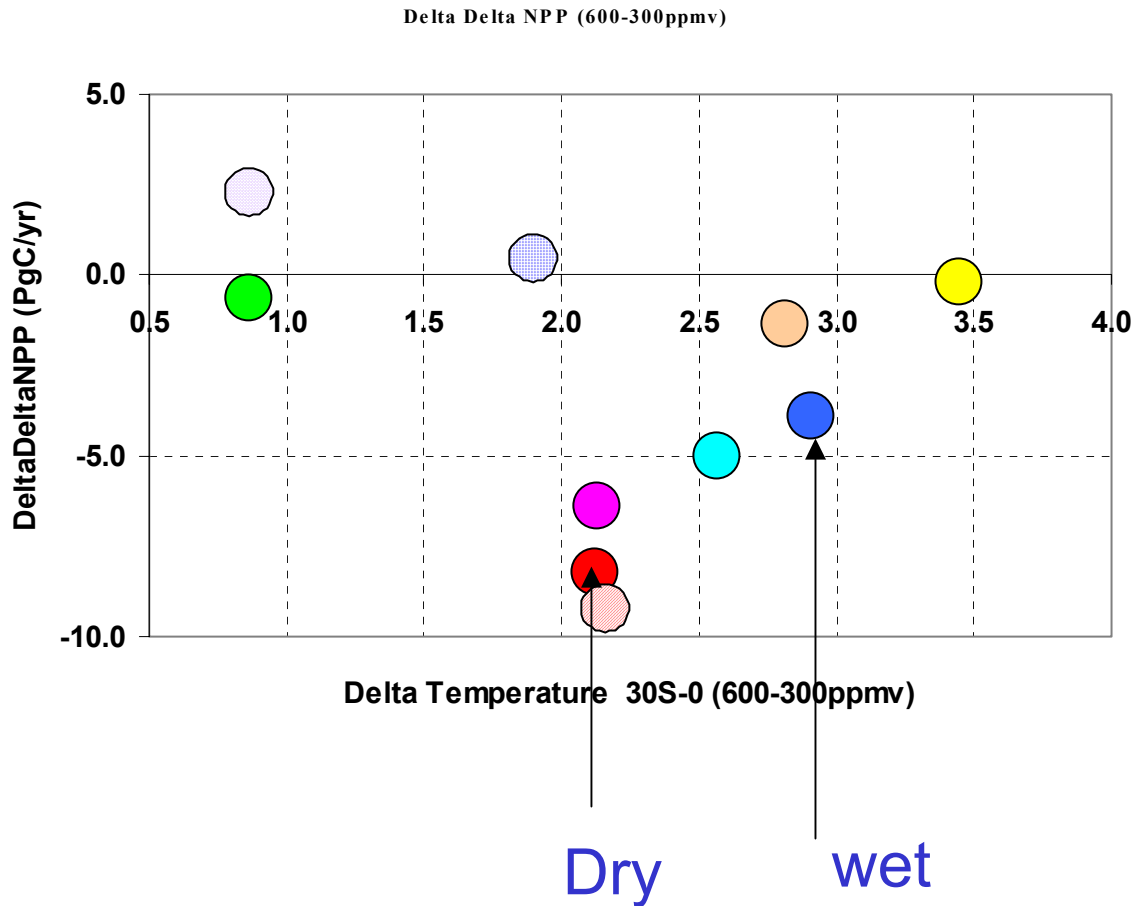


$\{\delta T, \delta \text{Soil Moisture Index}\}$

Warm-wet

Warm-dry

Carbon-Water Coupling



Models differ in degrees of

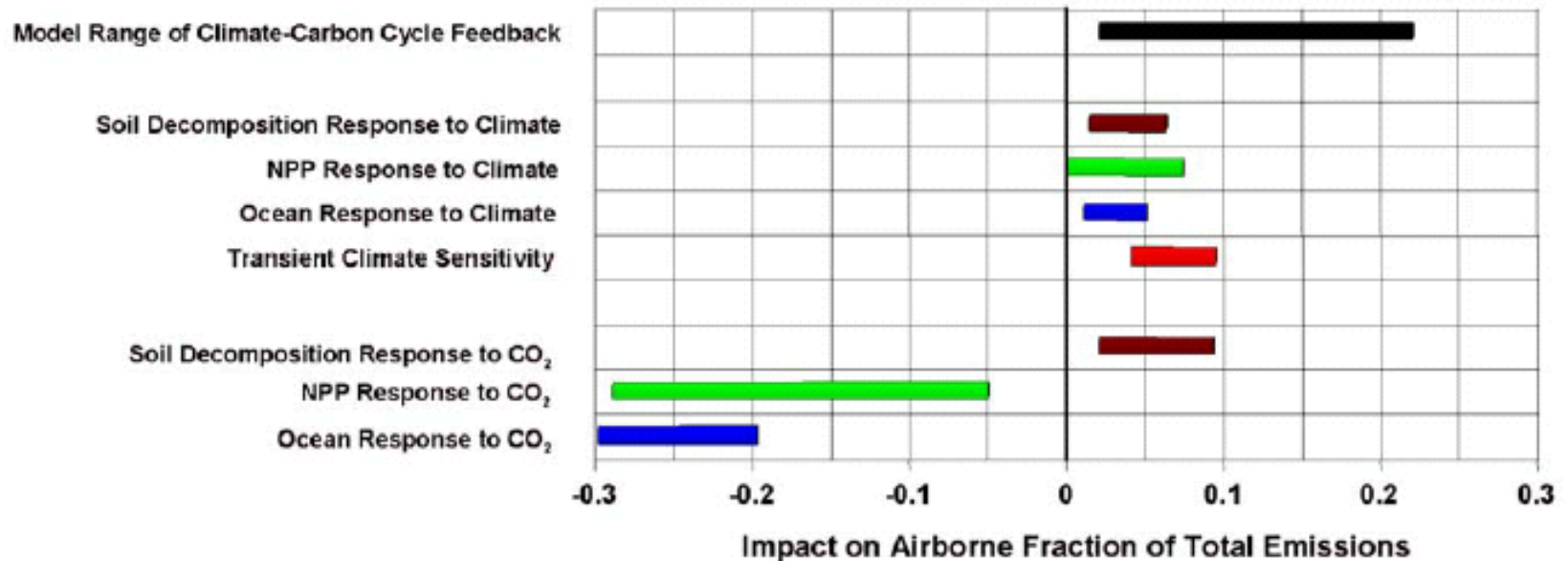
- Soil water-rainfall coupling
- Soil water-evap coupling
- Evap-rainfall coupling

(Koster et al. 2004)

Hypothesis: magnitude of carbon-climate feedback depends on bias in precip and soil moisture **in control runs**

Summary: C⁴MIP: Model Uncertainties

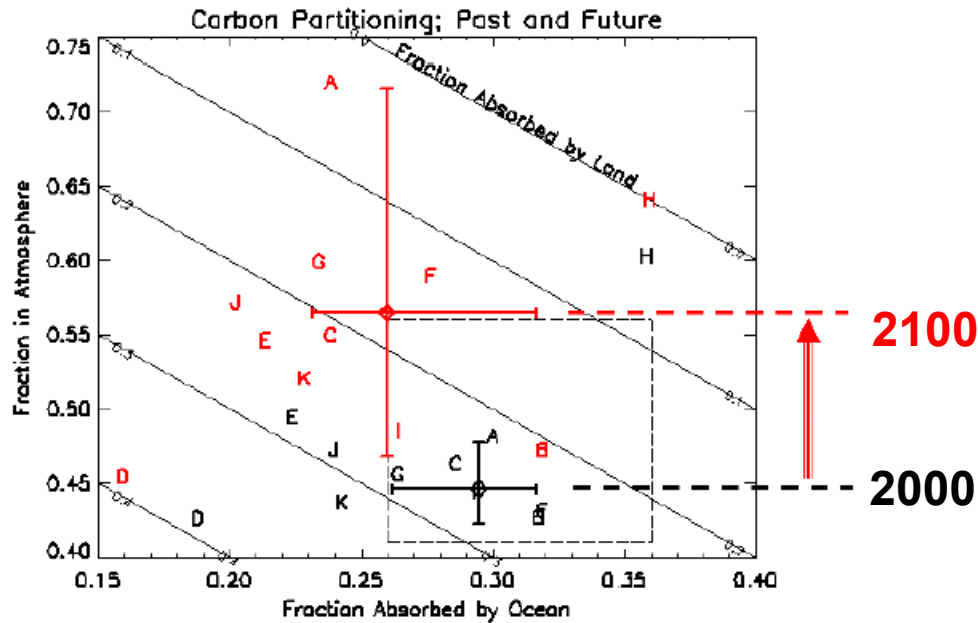
UNCERTAINTIES IN CARBON CYCLE FEEDBACKS



N.B. Uncertainties due to

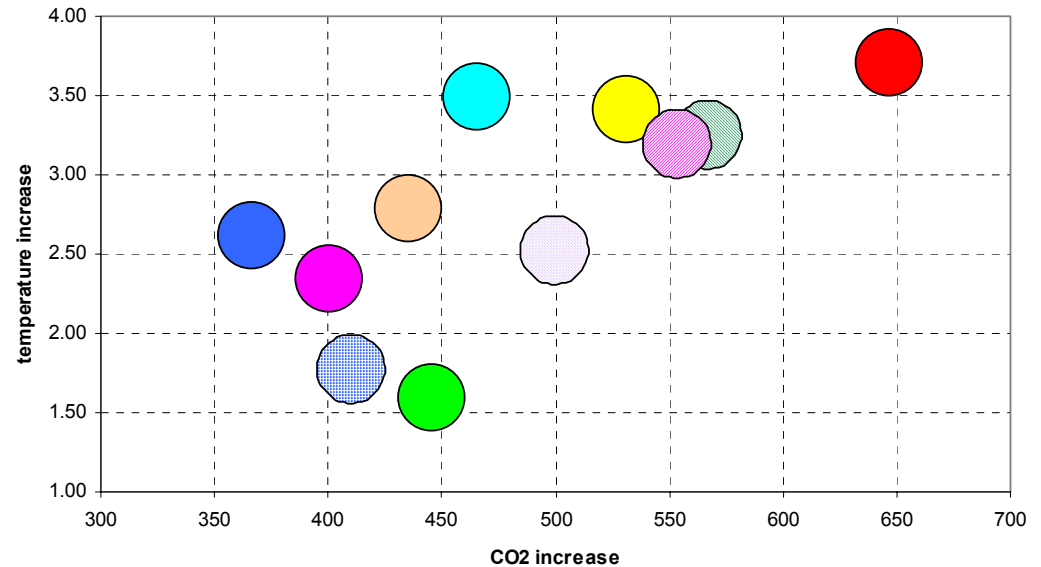
- representation of BGC processes as well as
- propagation of biases in control climate and uncertainties in climate projection

Summary: C⁴MIP Robust Result

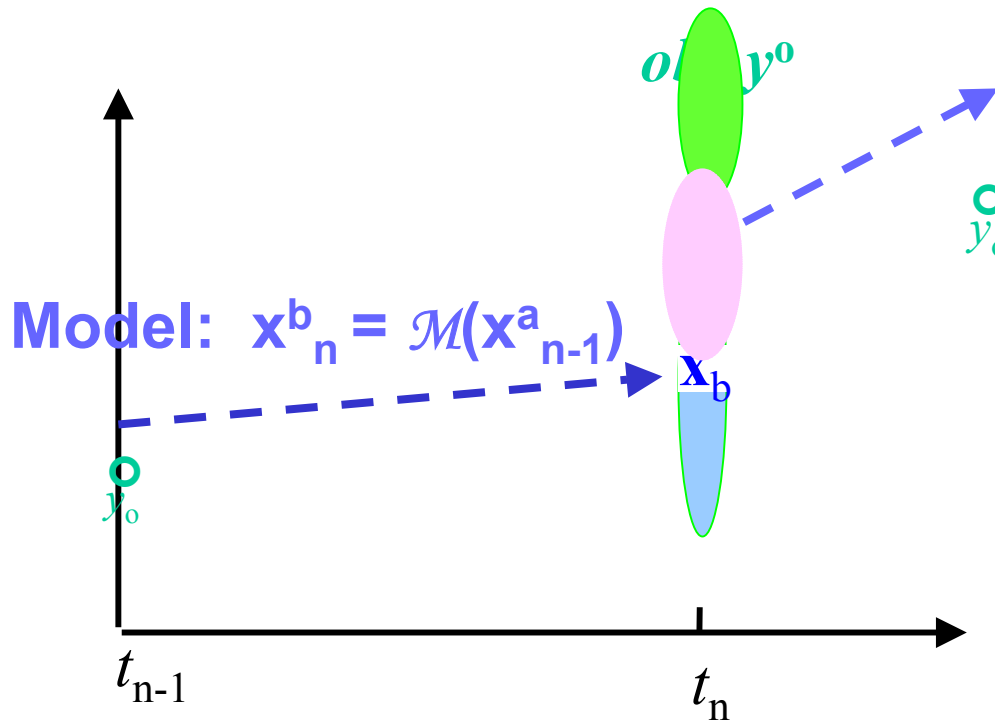


**Carbon-climate
feedback
accelerates
warming**

COU-2100 minus 2000



Carbon Data Assimilation



$\mathbf{x} = [\text{CO}_2,$
fluxes,
EcoParameters..]

Find best estimate of \mathbf{x} (\mathbf{x}^a_n) given imperfect model (\mathbf{x}^b_n) and incomplete obs (\mathbf{y}^0)

3D Var

$$J(\mathbf{x}) = (\mathbf{x} - \mathbf{x}^b)^T \mathbf{B}^{-1} (\mathbf{x} - \mathbf{x}^b) + [\mathbf{y}^0 - H(\mathbf{x})]^T \mathbf{R}^{-1} [\mathbf{y}^0 - H(\mathbf{x})]$$

Distance to forecast Distance to obs

Minimize $J(\mathbf{x})$: $\nabla J(\mathbf{x}^a) = 0$ at $J(\mathbf{x}^a) = J_{\min}$

Kalman filter

$$\mathbf{x}^a = \mathbf{x}^b + \mathbf{K}[\mathbf{y}^0 - H(\mathbf{x}^b)]$$

and other more sophisticated methods

Currently: a Relay Effort

– Global Inversion M =atm transport:

- CO_2 → fluxes
- CO_2 → LightUseEff, Q10 QED [e.g. Kaminiski et al. GCB 2002; Still et al. GCB 2005]

– Local Data assim

- x =[C stock, fluxes, EcoParam]
- M =forest dynamics model
- Oregon, EnKF, e.g. Williams et al. GCB 2005

– Towards C Data assim

- x =[CO_2 , fluxes]
- M =atm transport; persistence of fluxes (no Eco model)
- e.g. Peters et al. JGR 2005

– **NEED JOINT SCIENCE: INTEGRATE ATM and ECO systems into a single framework**

Challenges

- **Model enhancement – multiple resource competition, disturbances, ...**
- **Need data assimilation system**
 - to synthesize atm, eco obs in the same framework
 - to improve the representation of carbon-climate models for the current climate
- **Need new class of obs to formulate model representation of ecosystem function in the climate-CO₂ space of the 21st century**
- **IPCC5! Carbon-climate models a “standard” contribution**